


# SX100M


## Sectioning Machine

Instrument Profile

Efficient benchtop model.



Supports 9 in (230 mm) and 10 in (250 mm) blades with 1.25 in (32 mm) arbor hole @ 3 hp (2.2 kW) with integrated electronic mechanical braking system



Removable side port


LED light, 24V, 5.6 W

Hood safety lock

Optional cam lock vises

Sloped floor for efficient coolant flow and minimal debris build-up

Radial arm for manual sectioning with user-friendly working height



Convenient easy-to-operate control panel



Catch basket filter

6.6 gallon (25 L) recirculating tank



**LECO**  
EMPOWERING RESULTS